

SET PANNER

●Automatically arranges products made by CORNUCOPIA on baking trays. ●Offers not only higher productivity but also deformation-free and hygienic operation without any manual contact with products. ●Further space-saving compact design by combining “Panner”, automatic arranger, and “Tray Feeder”. ●Panning modes are selectable from Intermittent or Continuous shuttling to suit your production. ●Two different-sized trays can be used by resetting the Tray Feeder width.

Automatically and efficiently arranges products produced by CORNUCOPIA.

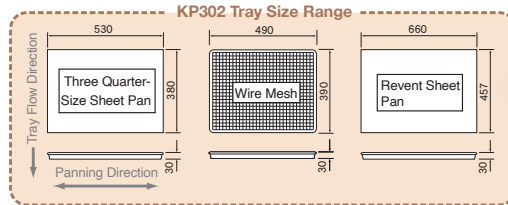


Safety covers are removed for the photograph.

● Example of Available Tray Sizes:

Two different-sized trays can be set in the range of 490mm - 660mm (panning direction) x 380mm - 500mm (tray flow direction).

“Three quarter-size sheet pan”, “wire mesh”, and “Revent sheet pan”

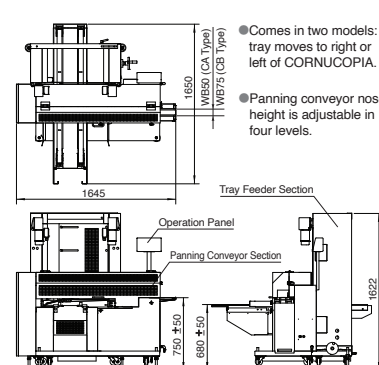


● Specifications

KP302	
Shuttling Stroke	660 mm
Tray Size	Panning Direction 490 mm - 660 mm Tray Flow Direction 380 mm - 500 mm
Panning Capacity in Intermittent Shuttling	*60 pcs/min (Max)
Max. Number of Shuttling	*10 shuttles /min (continuous shuttling)
Length	1650 mm
Width	1645 mm
Height	1622 mm
Belt Width	Selectable: CA Type (50 mm), CB Type (75 mm)
Panner Belt Speed	15.4m/min. (60Hz) Max
Electrical Capacity	0.47 kW
Maximum Air Consumption	0.4 MPa (10ℓ /min.)

*Specifications may vary depending on production speed of CORNUCOPIA or panning patterns.

● Dimensions



(Unit : mm)

- Comes in two models: tray moves to right or left of CORNUCOPIA.
- Panning conveyor nose height is adjustable in four levels.

Options

“Flour-less panning leaves no residue on products.”


Water Spray Device

Sprays water on the Set Panner conveyor.



Releasing Agent Applying Device

Applies solid releasing agent on the Set Panner conveyor.



The specifications are subject to change without notice and without obligation.

All Rights Reserved. Reproduction, adaptation or translation without prior written permission is prohibited.



RHEON AUTOMATIC MACHINERY CO., LTD.
Head Office: 2-3 Nozawa-machi, Utsunomiya 320-0071, Japan
Phone: 028-665-1111 Fax: 028-665-3346 E-mail: info@rheon.com
URL: https://www.rheon.com

RHEON U.S.A.
2 Doppler, Irvine, CA 92618, U.S.A.
Phone: 949-768-1900 Fax: 949-855-1991 E-mail: us.info@rheon.com
URL: http://www.rheonusa.com

RHEON U.S.A. NJ BRANCH
700 Huyler Street Teterboro, NJ 07608, U.S.A.
Phone: 201-487-0600 Fax: 201-487-0610 E-mail: us.east@rheon.com

RHEON AUTOMATIC MACHINERY GmbH
Tiefenbroicher Weg 30, 40472 Düsseldorf, Germany
Phone: 0211-471950 Fax: 0211-424129 E-mail: de.info@rheon.com
URL: https://www.rheon-europe.com

RHEON AUTOMATIC MACHINERY GmbH ULM BRANCH
Saumweg 30, 89257 Illertissen, Germany
Phone: 07303-1599410 Fax: 07303-15994111 E-mail: ulm@rheon.com
RHEON AUTOMATIC MACHINERY CO., LTD. TAIWAN BRANCH
5F, No.118, Xinhui 1st Rd., Neihu District, Taipei City, Taiwan (R.O.C.)
Phone: 02-2792-3525 Fax: 02-2792-3529 E-mail: tw.info@rheon.com
RHEON AUTOMATIC MACHINERY CO., LTD. SHANGHAI OFFICE
ROOM30, 5F G1FCII, 1438Hongqiao Road, changning District, Shanghai
Phone: 86-21-61976378 Fax: 86-21-61976380